



VA PACT ACT

PERFORMANCE DASHBOARD

FEBRUARY 21, 2025

ISSUE FORTY-SIX
Published Monthly on the Third Friday



In this VA PACT Act Performance Dashboard, we are demonstrating our commitment to transparency by sharing with all stakeholders—internal to VA and externally—key performance metrics and data we are using to assess our success in implementing the PACT Act.

If you, a Veteran, family member, or survivor would like more information about the PACT Act and your VA benefits, please start here:



APPLY FOR PACT ACT
VA.gov/PACT



VA.GOV
ask.VA.gov



CALL
1-800-MyVA411
24/7/365



WALK-IN
VA.gov/find-locations/



VETERANS SERVICE ORGANIZATION
VA.gov/disability/get-help-filing-claim



Help spread the word—[download PACT Act Outreach Materials!](#)



Highlight

On January 31, VA announced it will provide Veterans additional time to transition to a new online login system that lets them more quickly and securely access information about their VA health care and benefits. In July, VA announced a phase out of My HealtheVet and DS Logon sign-in options, in favor of two new options, Login.gov and ID.me, which will help the department offer stronger protections for Veterans, families and caregivers. VA will use this additional time to ensure as many Veterans and beneficiaries as possible make the switch before the old My HealtheVet username and password system is retired March 4. [Learn more here.](#)



Making a Difference Through the PACT Act

In July 2023, Navy Veteran Robert Bourgoïn visited the Togus Regional Office (RO) to file his first original claim for VA benefits. With the guidance of the Public Contact Team, he began navigating the claims process, which can often feel daunting for Veterans filing for the first time. On October 31, 2024, Bourgoïn returned to the Togus RO to request a copy of a benefits letter and to seek assistance in understanding a recent notification letter regarding his rating decision. “The Togus staff has been the best. They helped me understand the application process, and I was very excited when I received my retroactive payment!” said Bourgoïn. Thanks to the PACT Act legislation, he was awarded a retroactive payment of over \$38,000.

VA IS EXPANDING CARE AND BENEFITS FOR VETERANS AND SURVIVORS



The PACT Act is perhaps the largest health care and benefits expansion in VA history. In this section, we are measuring the overall impact of the PACT Act in terms of its expansion of health care and benefits.

Expanding Benefits



1,533,309

Total PACT Act Claims Approved
(08/10/2022–02/15/2025)



2,061,712

Cumulative Total PACT Related Claims Completed
(08/10/2022–02/15/2025)



167.2

Average Days for PACT Act Related Claim Completion
(02/15/2025)



74.4%

Approval Rate for PACT Act Related Claims
(02/15/2025)



37.1%

PACT Act Related Claims Completed ≤125 days
(02/15/2025)

Expanding Care

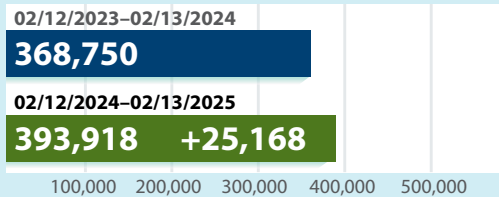


403,963

New Enrollees in the PACT Act Planning Population
(08/10/2022–02/13/2025)



Total New VHA Enrollees: (through 02/13/2025)



92.2%

VA Health Care 90-Day Trust Score
(11/18/2024–02/16/2025)

UPCOMING OUTREACH CALENDAR

February 22, 2025

February Veterans Benefits and Resource Fair

LaFayette, IN
[VIEW EVENT](#)

February 22, 2025

Pensacola VA Clinic Veteran Enrollment and Benefits Resource Event

Pensacola, FL
[VIEW EVENT](#)

February 27, 2025

Oakland County Veterans Resource Fair

Novi, MI
[VIEW EVENT](#)

February 27, 2025

Veteran Connect–PACT Act Event

Spring, TX
[VIEW EVENT](#)



For more information on PACT Act events and other events, please visit <https://www.va.gov/outreach-and-events/events/>.



VA is committed to providing world class and timely health care, benefits and services to Veterans and Survivors. In this section, we measure VA's success in delivering outstanding and timely support and in earning the Veteran's and Survivor's trust.

Care Experience

6,087,853
Total Toxic Exposure Screenings
(09/06/2022–02/13/2025)

2,806,187 (46.09%)
Toxic Exposure Screenings where Veterans Endorsed **at least 1** Potential Exposure

589,450 (9.68%)
Toxic Exposure Screenings where Veterans Endorsed **more than 1** Potential Exposure

2,216,737 (36.41%)
Toxic Exposure Screenings where Veterans Endorsed **exactly 1** Potential Exposure

403,963
New Enrollees in the PACT Act Planning Population
(08/10/2022–02/13/2025)

69%
New Enrollees in Priority Groups 1, 2, or 3 (percentage based on the Planning Population)

202,260
Total New Enrollees under a PACT Act Enrollment Authority since 08/10/2022

4,118,203
Current Enrollees in the PACT Act Planning Population
(as of 02/13/2025)

Priority Group (PG) Change Increases for All VHA Enrollees
(10/01/2022–02/13/2025)

364,292
PG 4-8 to PG 1-3

405,671
PG 1-3

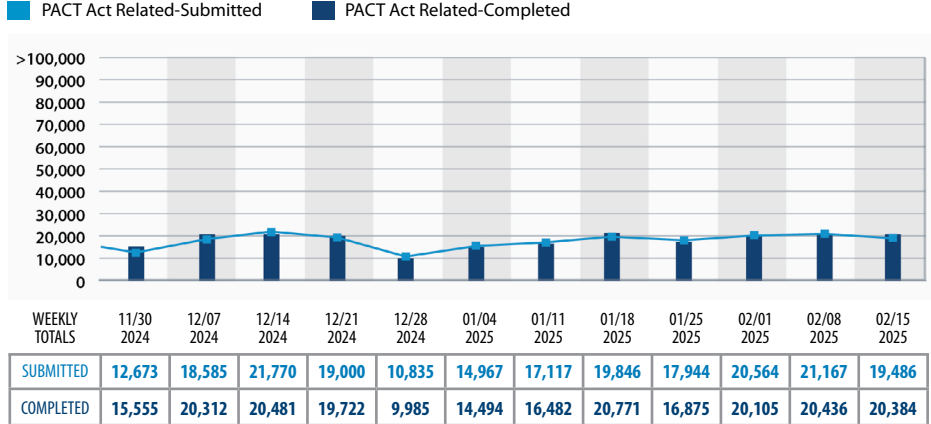
163,525
PG 7-8 to PG 6

(For more information on Priority Groups, [please click here.](#))

Benefits Experience

The charts below show the past 12 weeks (a rolling 12-week view).

Claims Submitted and Completed—PACT Act-Related



167.2
Average Days For PACT Act Related Claim Completion
(02/15/2025)

37.1%
PACT Act Related Rating Claims Completed ≤125 Days
(02/15/2025)

38.9% PACT RELATED **61.1%** NON-PACT RELATED

Percentage of Claims Submitted PACT Related vs. Non-PACT Related
(08/10/2022–02/15/2025)

1,307,144
Total Veterans/Survivors with Approved PACT Act Related Claims
(08/10/2022–02/15/2025)

1,293,586
Total Veterans with Approved PACT Act Related Claims

13,611
Total Survivors with Approved PACT Act Related Claims

1,625,620
Total Veterans/Survivors with Completed PACT Act Related Claims
(08/10/2022–02/15/2025)

1,597,764
Total Veterans with Completed PACT Act Related Claims

27,996
Total Survivors with Completed PACT Act Related Claims

2,368,500
Cumulative Total PACT Related Claims Submitted
(08/10/2022–02/15/2025)

2,334,478
Total Veteran PACT Related Claims Submitted

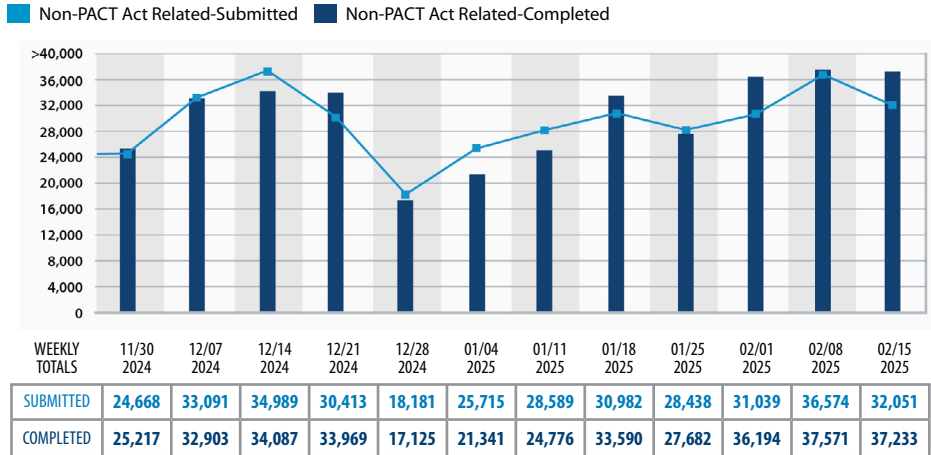
34,022
Total Survivor PACT Related Claims Submitted

2,061,712
Cumulative Total PACT Related Claims Completed
(08/10/2022–02/15/2025)

2,032,576
Total Veteran PACT Related Claims Completed

29,136
Total Survivor PACT Related Claims Completed

Claims Submitted and Completed—Non-PACT Act Related



3,716,862
Cumulative Total Non-PACT Related Claims Submitted
(08/10/2022–02/15/2025)

3,678,924
Cumulative Total Non-PACT Related Claims Completed
(08/10/2022–02/15/2025)

128.9
Average Days For Non-PACT Related Claim Completion
(02/15/2025)

58.6%
Non-PACT Act Related Rating Claims Completed ≤125 Days
(02/15/2025)

PACT Act Claims Submission Methods

28.1%
PACT Act Claims
Electronically Submitted
(08/10/2022–02/15/2025)

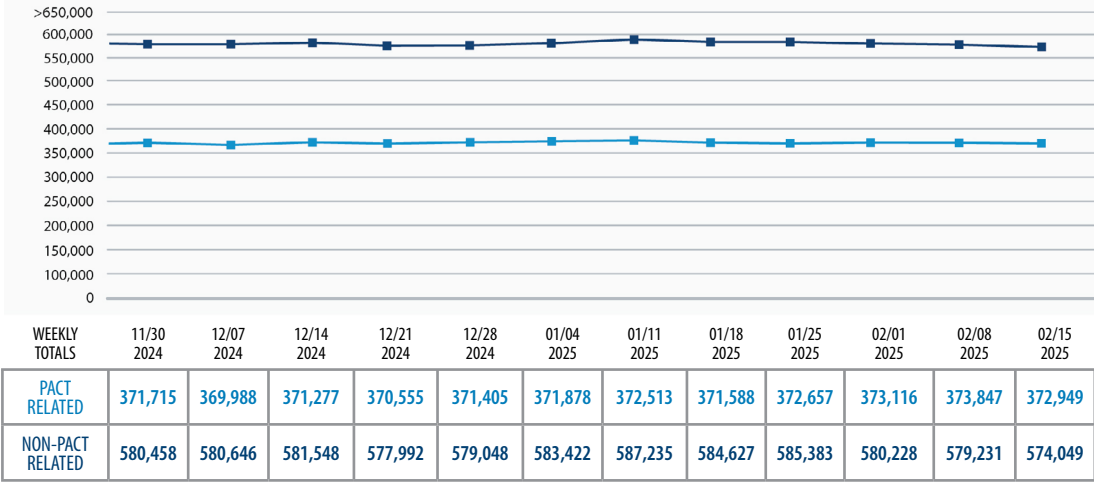
92.7%
Electronic Claims
Submitted by Veterans
7.3%
Electronic Claims Submitted
by Power of Attorney

71.9%
PACT Act Claims
Submitted by Mail
(08/10/2022–02/15/2025)

85.1%
Mailed Claims Submitted with a
Power of Attorney on File with VA

Pending Claims—PACT Related and Non-PACT Related

Inventory Pending-PACT Related Inventory Pending-Non-PACT Related



67,343
Total Pending PACT
Act Related Claims
with Partial Decisions
(as of 02/15/2025)

44,337
Total Pending Non-PACT
Act Related Claims with
Partial Decisions
(as of 02/15/2025)

372,949
Total Pending PACT
Act Related Claims
(as of 02/15/2025)

116.8
Average Days Pending for
PACT Act Related Claims
(02/15/2025)

249,527
Total PACT ACT Related
Claims Pending ≤125 Days
(02/15/2025)

574,049
Total Pending Non-PACT
Act Related Claims
(as of 02/15/2025)

91.6
Average Days Pending for
Non-PACT Act Related Claims
(02/15/2025)

446,382
Total Non-PACT Act Related
Claims Pending ≤125 Days
(02/15/2025)

Top 5 Most Frequent Conditions on PACT Act Related Claims (As of 02/15/2025)

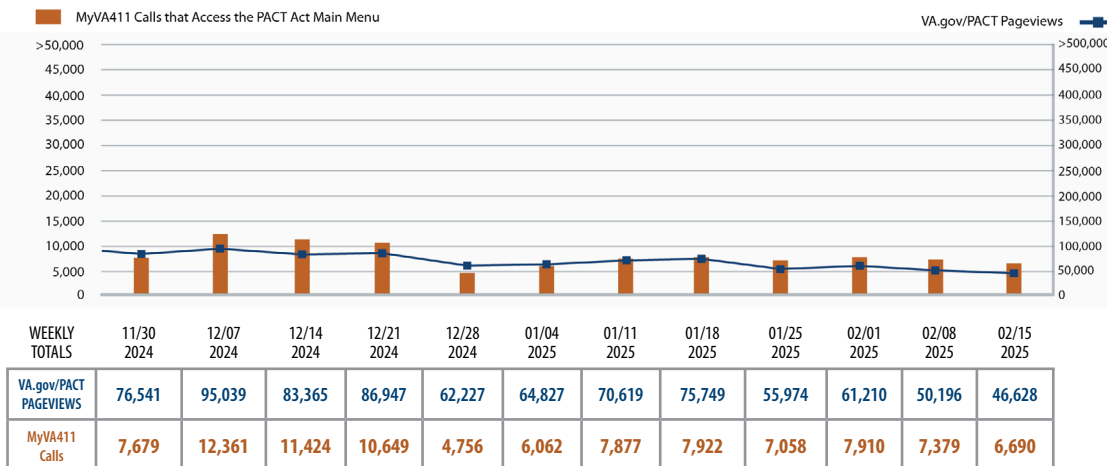
Condition	Number of Claims	Number of Issues	Percent Granted	Percent Denied
Hypertensive Vascular Disease	500,412	509,177	65%	35%
Allergic Rhinitis	355,072	360,431	77%	23%
Maxillary Sinusitis	175,266	176,681	51%	49%
Bronchial Asthma	165,710	168,866	45%	55%
Chronic Bronchitis	97,093	99,773	22%	78%

Most Frequent Denial Reasons (As of 02/15/2025)

- No Diagnosis
- Not Incurred or Not Caused by Service
- Not Established by Presumption

Web and Phone Experience

VA.gov/PACT Pageviews & 1-800-MyVA411 Calls that Access the PACT Act Main Menu (Press 8)



The PACT Act webpage has received to date:

28,503,203
Total Page Views
(08/10/2022–02/16/2025)

1,229,788
Total Clicks on Call
to Action to File a
Disability Claim Online
(08/10/2022–02/16/2025)

275,181
Total Clicks on Call
to Action to Enroll
in Health Care
(08/10/2022–02/16/2025)

VA Call Centers



1,766,692
Total MyVA411 Calls that Access the PACT Act Main Menu (Press 8)
(10/20/2022–02/15/2025)

MAIN MENU



370,423
Calls that Access Option 1 to Learn More about PACT Act and Health Care
(10/20/2022–02/15/2025)

OPTION 1



305,324
Calls that Access Option 2 to Learn More about PACT ACT Benefits
(10/20/2022–02/15/2025)

OPTION 2



394,061
Calls that Access Option 3 to Learn More about the PACT Act Overall
(10/20/2022–02/15/2025)

OPTION 3

STEWARDSHIP

Issue 46—February 21, 2025



VA seeks to act as a wise steward of PACT Act resources. In this section, we measure VA's success in hiring and obligating resources funded through the PACT Act Toxic Exposures Fund, P.L. 117-68.

PACT ACT Toxic Exposures Fund (TEF)

Allocation Plan as of December 31, 2024; Obligation and Execution Report for Data through December 31, 2024 (since enactment) (\$s in Thousands). Stewardship information will be included in every issue of the VA PACT Act Dashboard or when updated data is available.

VA ACCOUNT (Initial \$500 Million)	HIRING			FUNDS		
	FULL-TIME EQUIVALENT EMPLOYEES (FTE)	PERMANENT EMPLOYEES ONBOARDED	TERM EMPLOYEES ONBOARDED	FUNDS ALLOCATED	TOTAL OBLIGATIONS	PAID EXPENDITURES
VHA Medical Services	N/A	N/A	N/A	\$8,075,000	\$8,075,000	\$8,075,000
VHA Medical Support and Compliance	N/A	N/A	N/A	\$26,049,000	\$26,049,000	\$26,049,000
Medical and Prosthetic Research	N/A	N/A	N/A	\$650,000	\$650,000	\$621,000
Office of Information & Technology	N/A	N/A	N/A	\$123,053,000	\$123,013,000	\$119,772,000
VBA General Operating Expenses	N/A	N/A	N/A	\$302,018,000	\$302,042,000	\$274,364,000
Board of Veterans' Appeals	N/A	N/A	N/A	N/A	N/A	N/A
General Administration—Other	N/A	N/A	N/A	N/A	N/A	N/A
Office of General Counsel	N/A	N/A	N/A	\$4,374,000	\$4,376,000	\$4,376,000
Human Resources and Administration/ Operations, Security, and Preparedness	N/A	N/A	N/A	\$11,550,000	\$8,793,000	\$8,758,000
Office of Congressional and Legislative Affairs	N/A	N/A	N/A	N/A	N/A	N/A
Office of Public and Intergovernmental Affairs	N/A	N/A	N/A	\$18,100,000	\$17,198,000	\$6,511,000
Office of Enterprise Integration	N/A	N/A	N/A	\$3,335,000	\$3,337,000	\$3,022,000
Office of the Secretary	N/A	N/A	N/A	\$224,000	\$224,000	\$224,000
PACT Act Program Management Office	N/A	N/A	N/A	\$2,572,000	\$4,609,000	\$3,958,000
Total PACT Act Toxic Exposures Fund	N/A	N/A	N/A	\$500,000,000	\$498,367,000	\$455,731,000

VA ACCOUNT (Initial \$5 Billion)	FULL-TIME EQUIVALENT EMPLOYEES (FTE)	PERMANENT EMPLOYEES ONBOARDED	TERM EMPLOYEES ONBOARDED	FUNDS ALLOCATED	TOTAL OBLIGATIONS	PAID EXPENDITURES
VHA Medical Services	4	N/A	N/A	\$3,822,377,000	\$3,817,869,000	\$3,817,869,000
VHA Medical Support and Compliance	N/A	N/A	N/A	N/A	N/A	N/A
Medical and Prosthetic Research	11	N/A	N/A	\$1,830,000	\$1,624,000	\$1,620,000
Office of Information & Technology	139	2	35	\$656,000,000	\$571,525,000	\$509,474,000
VBA General Operating Expenses	6,724	N/A	N/A	\$482,362,000	\$481,518,000	\$479,092,000
Board of Veterans' Appeals	N/A	N/A	N/A	\$700,000	N/A	N/A
General Administration—Other	N/A	N/A	N/A	N/A	N/A	N/A
Office of General Counsel	233	31	N/A	\$11,708,000	\$5,027,000	\$4,806,000
Human Resources and Administration/ Operations, Security, and Preparedness	62	N/A	N/A	\$11,270,000	\$607,000	\$607,000
Office of Congressional and Legislative Affairs	N/A	N/A	N/A	\$114,000	N/A	N/A
Office of Public and Intergovernmental Affairs	N/A	N/A	N/A	\$692,000	N/A	N/A
Office of Enterprise Integration	N/A	N/A	2	\$2,510,000	\$1,622,000	\$1,205,000
Office of the Secretary	1	N/A	N/A	\$224,000	\$0	\$0
PACT Act Program Management Office	9	N/A	N/A	\$10,213,000	\$2,770,000	\$2,793,000
Total PACT Act Toxic Exposures Fund	7,183	33	37	\$5,000,000,000	\$4,882,602,000	\$4,817,466,000



Starting with Issue 20 (November 10, 2023), State-by-State data and Congressional District data will be available in the Excel spreadsheet at <https://department.va.gov/pactdata/> (this link has been updated from previous issues). This data will be updated on a monthly basis.

EXPLANATION OF TERMS

Issue 46—February 21, 2025

Page One

Metric/Term

Cumulative Total: PACT Act Related Claims Submitted
VHA Trust

Approval Rate for PACT Act Related Claims since 08/10/22 (percentage)
Average Days for PACT Act Claims Completion

PACT Act Related Rating Claims Completed <= 125 days
Total PACT Act Claims Approved
PACT Act Planning Population

New Enrollees in the PACT Act Planning Population

Total New VHA Enrollees

Increase in New Enrollees in VHA
Upcoming Outreach Calendar

Definition

This statistic identifies the total number of VBA benefits claims with at least one PACT Act related condition received since August 10, 2022.

This trust score reflects the percentage of Veterans who respond to the survey question, "I trust the VHA [Facility Name] for my health care needs" with a score of 4 or 5.

Percentage of PACT act disability claims where at least one condition was granted (regardless of whether or not the condition was filed under PACT). This metric indicates the length of time it takes VBA to process a PACT Act-related benefits claim. This is measured from the date VA receives a claim to the date VA finished processing the claim and closed it out + 1 day, to eliminate the possibility of claims being completed in 0 days (ex. claim completed on the day it was received).

The Average Days to Complete (ADC) for PACT Act Related Claims is calculated based on the date VA received the claim, not the date VA began processing those claims. VA prioritized and completed some claims related to terminal illnesses, but VA did not begin processing most claims until January 1, 2023. As a result, the current value of ADC is inflated by any time between the date the claim was received and the January 1, 2023 implementation date for processing. The high ADC for PACT claims demonstrates VA's commitment to completing oldest pending claims first.

This statistic identifies the number of VBA benefit claims with one or more PACT Act-related conditions that have been completed in 125 days or less. This metric identifies the number of completed PACT disability claims where at least one issue was granted.

The PACT Act Planning Population consists of Veterans where VA has a high level of confidence they are a member of one or more of the three PACT Act eligible cohorts (Vietnam, Gulf-War, Post 9-11). VA is using this population as a means of identifying the impact of the PACT Act on enrollment in VA health care.

This statistic measures the number of new enrollees in VA health care that fall within the PACT Act Planning Population to understand the impact of the PACT Act on enrollment. By design, this more focused metric will always be a subset of the metric above that shows overall new enrollment regardless of whether a Veteran is in an eligible PACT Act cohort. Together these two enrollment metrics help identify both the broad impact of PACT Act on enrollment - for example, those who may enroll for VA health care because of the publicity of PACT Act but are not directly eligible because of PACT Act—and the more direct impact of PACT Act—meaning those who are enrolling from populations VA assesses as becoming eligible due to the PACT Act.

This statistic identifies the total new VHA enrollments (newly registered healthcare beneficiaries) for the periods of August 2022-End of Current Month 2023 and August 2021-End of month 2022, for comparative analysis purposes.

This number identifies the change between 2023 and 2022 VHA enrollees during the same time period.

This calendar identifies key activities or outreach events occurring in the coming weeks.

Page Two

Metric/Term

Total Toxic Exposure Screenings

Toxic Exposure Screenings where Veterans Endorsed at least 1 Potential Exposure

Toxic Exposure Screenings where Veterans Endorsed 1 Potential Exposure

Toxic Exposure Screenings where Veterans Endorsed more than 1 Potential Exposure

Priority Groups

New Enrollees enrolled with a PACT Act Authority

Priority Group Change Increase—VHA Enrollees **NEW**

Priority Group Eligibility Criteria

Definition

This statistic identifies the number of Veterans who have received a VHA Toxic Exposure Screening. Every Veteran enrolled in VA health care will receive an initial screening and a follow-up screening at least once every 5 years. Veterans who are not enrolled and who meet eligibility requirements will have an opportunity to enroll and receive the screening.

The screening will ask Veterans if they think they were exposed to any of these hazards while serving: Open burn pits and other airborne hazards, Gulf War-related exposures, Agent Orange Radiation, Camp Lejeune contaminated water exposure and/or Other Exposures.

This statistic identifies the number of VHA Toxic Exposure Screenings where a Veteran identified at least one exposure to toxic substances. It includes the number of Veterans who received the screening, the number of Veterans who identified at least one potential concern related to a toxic substance exposure, and the percentage of responses in which Veterans identified at least one instance of toxic exposure during the screening.

This statistic identifies the number of VHA Toxic Exposure Screenings where a Veteran identified exactly one exposure to toxic substances.

Please note the difference from the metric above – the metric above includes Veterans who identified at least one (includes both those who identified one exposure and also those who identified more than one exposure); this metric only includes Veterans who identify exactly one exposure.

This statistic identifies the number of VHA Toxic Exposure Screenings where a Veteran identified more than one exposure to toxic substances.

Please note the difference from the metric above—the metric above includes Veterans who identify exactly one potential concern; this metric includes Veterans who identify more than one potential concern.

When Veterans apply for VA health care, they are assigned to 1 of 8 priority groups that impact how soon they are enrolled in for health care benefits and how much they might have to pay (if anything) toward the cost of care. To learn more about the factors that impact assignment, please visit <https://www.ecfr.gov/current/title-38/chapter-I/part-17/subject-group-ECFR61c7718f2a7e24/section-17.36>.

This metric measures the number of new enrollees who were specifically enrolled with an authority provided by the PACT Act (PL 117-168). This includes 1-year Special Eligibility, 10-Year Special Eligibility, Agent Orange Exposure, and Radiation Exposure. For more information on eligibility for enrollment, please visit www.va.gov/pact. VA utilizes a number of authorities to enroll Veterans, both authorities granted in the PACT Act and pre-existing authorities. VA applies the authority that will result in the Veteran being placed into the highest priority group possible.

Change Avenues:

PG4-8 to PG1-3: Enrollees in priority group 4, 5, 6, 7A, 7C, 8A, 8C, 8B, or 8D that moved to priority group 1, 2, 3.

Within PG 1-3: Enrollees in priority group 1, 2, 3 that moved to priority group 1, 2.

PG7-8 to PG6: Enrollees in priority group 7 or 8 that moved to priority group 6.

When enrolling in VA health care, Veterans are assigned to one of eight priority groups. A Veteran's priority group can affect how much (if anything) they may have to pay toward the cost of their care.

Group 1: Service-connected disability rated as 50% or more disabling, or have service-connected disability that makes one unable to work, or received the Medal of Honor.

Group 2: Service-connected disability rated as 30% or 40% disabling.

Group 3: Former prisoner of war, or received the Purple Heart medal, or were discharged for a disability that was caused by—or got worse because of—one's active-duty service, or service-connected disability rated as 10% or 20% disabling, or awarded special eligibility classification under Title 38, U.S.C § 1151, "benefits for individuals disabled by treatment or vocational rehabilitation".

Group 4: Are receiving VA aid and attendance or housebound benefits, or received a VA determination of being catastrophically disabled.

Group 5: Do not have a service-connected disability, or have a non-compensable service-connected disability rated as 0% disabling, and have an annual income level below our adjusted income limits (based on resident ZIP code), or receiving VA pension benefits, or eligible for Medicaid programs.

Group 6: Have a compensable service-connected disability rated as 0% disabling, or exposed to ionizing radiation during atmospheric testing or during the occupation of Hiroshima and Nagasaki, or participated in Project 112/SHAD, or served in the Republic of Vietnam between 1/9/1962 and 5/7/1975, or served in Persian Gulf War between 9/2/1990 and 11/11/1998, or served on active duty at Camp Lejeune 30+ days between 8/1/1953 and 12/31/1987. VA may also assign a Veteran to priority group 6 if they meet all of the requirements listed below. Veterans are: Currently or newly enrolled in VA health care, and served in a theater of combat operations after 11/11/1998, or were discharged from active duty on or after 1/28/2003, and were discharged less than 5 years ago.

Group 7: Gross household income is below the geographically adjusted income limits (GMT) for where one lives and agrees to pay copays.

Group 8: Gross household income is above VA income limits and geographically adjusted income limits for where one lives, and agree to pay copays. Eligibility for VA health care benefits will depend on subpriority group.

Page Two (continued)

Metric/Term

Weekly Total: PACT Act Related Claims Submitted
 Weekly Total: PACT Act Related Claims Completed
 Cumulative Total: PACT Act Related Claims Submitted
 Cumulative Total: PACT Act Related Claims Completed
 Weekly Total: Non-PACT Act Related Claims Submitted
 Weekly Total: Non-PACT Act Related Claims Completed
 Average Days for PACT Act Claims Completion
 PACT Act Related Rating Claims Pending \leq 125 days

PACT Act Related Rating Claims Completed \leq 125 days
 Average Days Pending for Non-PACT Act Related Claims
 Non-PACT Act Related Claims Pending \leq 125 days
 Non-PACT Act Related Claims Completed \leq 125 days
 Cumulative Total of Non-PACT Related Claims Submitted
 Cumulative Total of Non-PACT Related Claims Completed
 Total Veterans/Survivors with Completed PACT Act Claims
 Total Veterans with Completed PACT Act Claims
 Total Survivors with Completed PACT Act Claims

Definition

This metric identifies the total number of VBA benefit claims with at least one PACT Act-related claimed issue received each week.
 This metric identifies the number of VBA benefit claims with at least one PACT Act-related condition completed each week.
 This statistic identifies the total number of VBA benefits claims with at least one PACT Act related condition received since August 10, 2022.
 This statistic identifies the total number of VBA claims with at least one PACT Act related condition completed since August 10, 2022.
 This number identifies the total VBA benefits claims received each week not related to PACT Act.
 This number identifies the total VBA benefits claims completed each week not related to PACT Act.
 This statistic identifies the average number of days it takes VBA to process a PACT Act related benefits claim.
 This statistic identifies the current number of VBA benefit claims with one or more PACT Act-related conditions that have been pending for 125 days or less.
 This statistic identifies the number of VBA benefit claims with one or more PACT Act-related conditions that have been completed in 125 days or less.
 This metric identifies the average number of days it takes VBA to process a Non-PACT Act related benefits claim.
 This statistic identifies the current number of pending VBA benefit claims with one or more Non-PACT Act-related conditions less than 125 days old.
 This statistic identifies the number of non-PACT VBA benefit claims that have been completed in 125 days or less.
 This statistic identifies the cumulative total of VBA benefits claims received since August 10, 2022, which are not related to the PACT Act.
 This statistic identifies the cumulative total of VBA benefits claims completed since August 10, 2022, which are not related to the PACT Act.
 This metric identifies the unique number of Veterans and Survivors who have filed a PACT Act benefit claim which VBA processed to completion.
 This metric identifies the unique number of Veterans who filed a PACT Act benefit claim which VBA processed to completion.
 This metric identifies the unique number of Survivors who filed a PACT Act benefit claim which VBA processed to completion.

Page Three

Metric/Term

Electronic PACT Act Claims Submitted by Power of Attorney (percentage)

Electronic PACT Act Claims Submitted by Veterans (percentage)

PACT Act Claims Submitted Electronically (percentage)

PACT Act Claims Submitted through Mail (percentage)

Mailed Claims Submitted with a Power of Attorney on File with VA (percentage)

Pending Claims—PACT Related

Pending Claims—Non-PACT Related

Total Pending PACT Act Related Claims with Partial Decisions

Total Pending Non-PACT Act Related Claims with Partial Decisions

Top 5 Most Frequent Conditions on PACT Act Related Claims

Most Frequent Denial Reasons

Total Pending PACT Act Claims

Total Pending Non-PACT Act Claims

VA.gov/PACT Page Views

Total Clicks on Call to Action to File a Disability Claim Online

Total Clicks on Call to Action to Enroll in Health Care

Definition

Total number of PACT disability claims submitted electronically by a Power of Attorney out of the total number of PACT disability claims submitted electronically.

Total number of PACT disability claims submitted electronically by a Veteran out of the total number of PACT disability claims submitted electronically.

Total number of PACT disability claims submitted electronically out of the total number of PACT disability claims submitted.

Total number of PACT disability claims submitted through mail out of the total number of PACT disability claims submitted.

Total number of PACT disability claims submitted through mail where the Veteran is represented by a Power of Attorney out of the total number of PACT disability claims submitted through mail.

This metric identifies the number of VBA claims with at least one PACT Act-related condition pending in the workload.

This metric identifies the number of VBA claims which do not have any conditions related to the PACT Act pending in the workload.

This metric identifies the number of currently pending PACT related disability benefit claims where a partial decision was rendered on the claim.

This metric identifies the number of currently pending non-PACT related disability benefit claims where a partial decision was rendered on the claim.

Top 5 most frequent conditions on PACT Act related disability claims with breakouts for the # of distinct claims associated with these claimed conditions, the total number of distinct issues claimed, the total number of issues granted, and the grant/denial rate.

To learn more about these health issues, please visit the Veteran's Health Library, <https://www.veteranshealthlibrary.va.gov/> and the Veteran's Health Encyclopedia, <https://www.veteranshealthlibrary.va.gov/Encyclopedia/Encyclopedia.pg?page=2&pagesize=25&letter=A>.

Top 3 reasons for denials on decisions on PACT disability claims: Not Incurred/Caused by Service: Claimed condition is denied because condition neither occurred in nor was caused by military service; No Diagnosis: Claimed condition is denied because the medical evidence of record fails to show that the disability has been clinically diagnosed; Not Established by Presumption: Claimed condition is denied because the evidence of record does not show that certain criteria was met for a grant of service connection on a presumptive basis.

This statistic identifies the current number of pending VBA benefit claims with one or more PACT Act-related conditions.

This statistic identifies the current number of pending VBA benefit claims without any PACT Act-related conditions.

This metric identifies the number of page views for the va.gov/PACT website.

This statistic identifies the number of times visitors to the VA.gov/PACT website clicked the "Apply for Benefits" link to file a disability compensation claim online.

This statistic identifies the number of times visitors to the VA.gov/PACT website clicked the "Apply for Health Care" link to apply for VA health care online.

Page Four

Metric/Term

MyVA411 Calls that Access the PACT Act Main Menu (Press 8)

Total MyVA411 Calls that Access the PACT Act Main Menu (Press 8)

Definition

This statistic identifies the number of calls to 1-800-MyVA411 where callers selected the PACT Act Main Menu (Press 8).

This statistic identifies the total number of calls received to the automated MyVA411 line (option 8), which provides information about the PACT Act to callers.

Stewardship

Reminder: Stewardship information will be included in every other issue of this dashboard publication (or when updated data is available).

Metric/Term

Full-Time Equivalent Employee (FTE)

Account

Permanent Employee

Term Employee

Onboarded

Funds Allocated

Obligations

Definition

Full-Time Equivalent refers to the total number of regular straight-time hours worked by employees divided by the number of compensable hours applicable to each fiscal year (regular method), or the total regular hours worked in a fiscal year (2,080 hours) divided by 26 biweekly pay periods (pay period method)(as per OMB A-11 Circular § 85.5(c)).

Account refers to a separate financial reporting unit used by the Federal Government to record budget authority, outlays and income for budgeting or management information purposes as well as for accounting purposes.

An employee who has been hired under an appointment that is not time delimited.

An employee for whom the agency has granted a term appointment (of employment) of more than 1 year but usually not more than 4 years.

Onboards (i.e., the number of personnel encumbering positions) are the number of employees (i.e., headcount) onboard when the data are reported. Note: "Onboards" differ from "FTE," which is a budgetary term based on compensable hours as opposed to headcount. Colloquially, "onboards" refers to newly hired employees who have started work with VA (their hiring is complete).

The amount of funding provided to each Administration or Staff Office.

Obligation means a binding agreement that will result in outlays, immediately or in the future.